





# CBD Series

with UL94V-0 polyamide insulating body

- UL94V-0
- universal mounting onto both PR/DIN and PR/3 type rails - according to IEC 60715 Std., "G32" and "TH/35" types
- **CESI 01 ATEX 090 U** Ex e  certificate I M2 / II 2 G D operating temperature range: -40 ÷ +80 °C
- **CoC IEC Ex CES 09.0009U** Ex e II
- when rail assemblies are to be manufactured for potentially explosive environments (Ex e) please refer to the instructions given on page A14
- available in standard (beige RAL 1001 colour) or (Ex i "intrinsic safety" circuits (blue RAL 5015 colour)



(\*): 150 A factory wiring only

beige version	
(Ex)i version	
TECHNICAL CHARACTERISTICS	
function / type	
rated cross-section	(mm²)
connecting capacity	
flexible	(mm²)
rigid	(mm²)
max. flexible with ferrule (mm²)-ferrule type	
rated voltage / rated current / gauge	conf. to IEC 60947-7-1
rated voltage / rated current / AWG / tightening torque value	UL (Ex e) rated voltage  (V)
rated impulse withstand voltage / pollution degree	
insulation stripping length	(mm)
tightening torque value (test / max)	(Nm)
height / width / thickness	 TH/35 7,5 mm
height / width / thickness	 TH/35 15 mm
height / width / thickness	 G32


CBD.50	
Cat. No.	<b>CB710</b>
CBD.50 (Ex)i	
Cat. No.	<b>CBX72</b>
feed-through	50
flexible	1,5 ÷ 50
rigid	1 ÷ 70
max. flexible with ferrule	50 - WP500/40
rated voltage / rated current / gauge	800 V / 150 A / B9
rated voltage / rated current / AWG / tightening torque value	600 V / 130 A (*) / 16-1 AWG / 33,2 lb.in.
rated impulse withstand voltage / pollution degree	630 V / 630 V
insulation stripping length	8 KV / 3
tightening torque value (test / max)	22
height / width / thickness	2,5 / 5
height / width / thickness	62 / 57 / 18
height / width / thickness	70 / 57 / 18
height / width / thickness	66 / 57 / 18

CBD.70	
Cat. No.	<b>CB810</b>
CBD.70 (Ex)i	
Cat. No.	<b>CBX82</b>
feed-through	70
flexible	1,5 ÷ 95
rigid	1 ÷ 95
max. flexible with ferrule	-
rated voltage / rated current / gauge	800 V / 192 A / B11
rated voltage / rated current / AWG / tightening torque value	600 V / 220 A / 12 - 4/0 AWG / 50 lb. in.
rated impulse withstand voltage / pollution degree	630 V / 630 V
insulation stripping length	8 KV / 3
tightening torque value (test / max)	26
height / width / thickness	3 / 8
height / width / thickness	71 / 62 / 20,5
height / width / thickness	79 / 62 / 20,5
height / width / thickness	75 / 62 / 20,5

## APPROVALS



## ACCESSORIES

End sections	beige blue
Permanent cross connection (same, Ex e version)	
Rated current carrying capacity of jumper (same, Ex e version)	(A)
Switchable cross connection	
Multiple common bar	250 mm
Shunting screw and sleeve (same, Ex e version)	
Coloured partition	red, green, white
Cross connection barrier	red
Test plug socket	
Test plug	
Modular test plug	
End section for modular test plug	
Numbering strip	
Warning plate	on adjacent terminal blocks
Cover for cross-connection	
Marking tag	printed or blank
End bracket	
Mounting rail according to IEC 60715 Std.	

Type	Cat. No.
<b>CB50/PT</b>	CB711
<b>CB50/PT (Ex)i</b>	CBX73
<b>POF/07 (PFX/07)</b>	POF07 (PFX07)
<b>150 / (150)</b>	
<b>POS/77</b>	POS77
<b>PMP/07</b>	PMP07
<b>CPM/07 (CPX/07)</b>	CPM07 (CPX07)
<b>DFU/5</b>	DU05..
<b>DFM/700</b>	DF700
<b>PSD/C</b>	PD003
<b>SDD/2</b>	DD002
-	-
-	-
-	-
<b>TUM/07</b> on 3 and on 4	TUM07
-	-
<b>PRP/8</b>	PRP08
<b>CNU/8/51</b>	NU0851
<b>CSC</b>	CS...
<b>BTU</b> for PR/DIN and PR/3	BT005
<b>BT/DIN/PO</b> for PR/DIN only	BT001
<b>BT/3-BTO</b> for PR/3 only	BT003-BT007
<b>PR/DIN/AC</b> of steel	PR001
<b>PR/DIN/AS</b> same with slots	PR004
<b>PR/DIN/AL</b> of aluminium	PR002
<b>PR/3/AC</b> of steel	PR003
<b>PR/3/AS</b> same with slots	PR005

Type	Cat. No.
<b>CB70/PT</b>	CB811
<b>CB70/PT (Ex)i</b>	CBX83
<b>POF/08 (PFX/08)</b>	POF08 (PFX08)
<b>192 / (155)</b>	
<b>POS/08</b>	POS08
<b>PMP/08</b>	PMP08
<b>CPM/08 (CPX/08)</b>	CPM08 (CPX08)
<b>DFU/6</b>	DU06..
<b>DFM/700</b>	DF700
<b>PSD/C</b>	PD003
<b>SDD/2</b>	DD002
-	-
-	-
-	-
<b>TUM/08</b> on 3 and on 4	TUM08
-	-
<b>PRP/8</b>	PRP08
<b>CNU/8/51</b>	NU0851
<b>CSC</b>	CS...
<b>BTU</b> for PR/DIN and PR/3	BT005
<b>BT/DIN/PO</b> for PR/DIN only	BT001
<b>BT/3-BTO</b> for PR/3 only	BT003-BT007
<b>PR/DIN/AC</b> of steel	PR001
<b>PR/DIN/AS</b> same with slots	PR004
<b>PR/DIN/AL</b> of aluminium	PR002
<b>PR/3/AC</b> of steel	PR003
<b>PR/3/AS</b> same with slots	PR005